
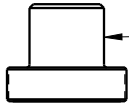


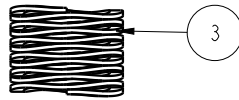
1 TIGHTEN TO
7 Nm / 5 FT-LB
TORQUE.



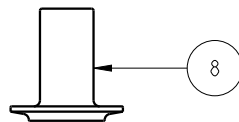
2



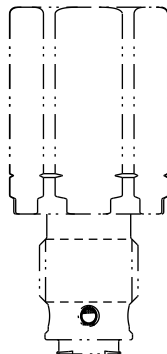
7 APPLY ANTI-SEIZE
TO THREADS



3

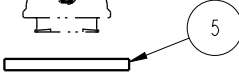


8




BODY
NON-REPLACEMENT
PART

TIGHTEN TO
27 Nm / 20 FT-LB
TORQUE.



5



4 INSTALL
NOSE O-RING
BEFORE SPACER



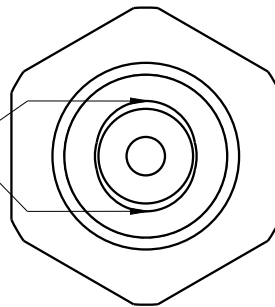
6

SPACER/NOSE O-RING REPLACEMENT

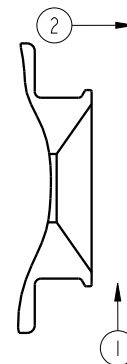
STEP 2

STEP 3: REMOVAL

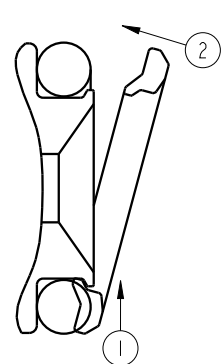
STEP 5: INSTALLATION



ELLIPTICAL
LIPS



1



1

1. REMOVE NOSE O-RING.
2. LOCATE ELLIPTICAL SHAPED LIPS ON NOSE. USE A LOUPE OR MAGNIFYING GLASS IF NECESSARY, SEE STEP 2 DIAGRAM ABOVE.
3. REMOVE SPACER BY FIRST SHIFTING THE SPACER IN THE DIRECTION OF ARROW 1 IN THE STEP 3 DIAGRAM, THEN ROTATE IT OFF THE OPPOSITE LIP IN THE DIRECTION OF ARROW 2 IN THE STEP 3 DIAGRAM.
4. REPLACE THE O-RING.
5. HOOK THE SPACER ID OVER ONE LIP PUSHING IN THE DIRECTION OF ARROW 1 IN THE STEP 5 DIAGRAM, THEN TIP THE SPACER OVER THE OPPOSITE LIP ONTO THE BODY IN THE DIRECTION OF ARROW 2 IN THE STEP 5 DIAGRAM, COMPRESSING THE O-RING.

NO	QTY	PART NO	DESCRIPTION	STD SEAL KIT	SPRING KIT
1	1	21510001	NUT, JAM, HEX, M10-1.25		
2	1	23002002	SNAP RING, INTERNAL		X
3	1	23370104	SPRING, WAVE, .585 x .025, 17-7		X
4	1	39050042	O-RING, (-011)	X	
5	1	43000032	SEAL, ELASTOMERIC, G1/4	X	
6	1	87044318	SPACER, IP-SEQ, G1/4	X	
7	1	87044323	ADJUSTER, SPRING, IP-SEQ, G1/4, 100Bar, BLUE		
8	1	87044331	GUIDE, SPRING, IP-SEQ, G1/4		X
N/A	N/A	60701613	KIT, SEAL, ASSY, IP-SEQ, G1/4	NOTED	N/A
N/A	N/A	61704306	KIT, SPRING, IP-SEQ, G1/4, 100/200BAR	N/A	NOTED



NOTES:
1. APPLY LUBRICANT TO ALL SEALS PRIOR TO INSTALLATION.
2. DO NOT USE SILICONE TYPE LUBRICANTS.

PARTS LIST



VEKTEK, INC.
1334 E. SIXTH AVE. P.O. BOX 625
EMPORIA, KS. 66801 U.S.A.

B	4606	RELEASE	NPETERS	8/20/25
REV	IN ACCORDANCE WITH ECN	EFFECTIVE DATE	REVISED BY	DATE
DRW BY:	JDW	DRAWING STATUS: Released		
DATE:	10/16/18	PRODUCTION APPROVED FOR RELEASED STATUS ONLY		

ASSEMBLIES AFFECTED
47-0443-51
L4-7044-51

PARTS LIST, ASSY, IP-SEQ, G1/4, 18.72, 100BAR	
SIZE A	MPL7044
REV B	

FORM FEG035_PL_ASIZE, REV. B

SHEET 1 OF 1